

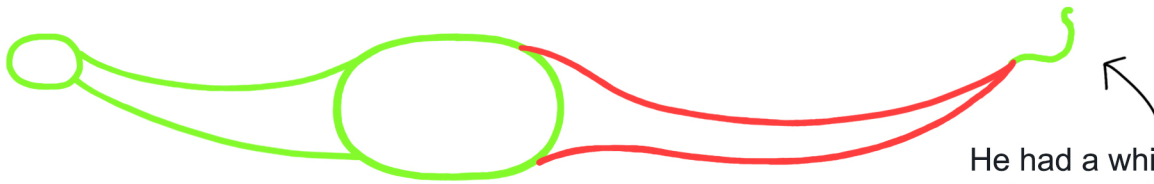
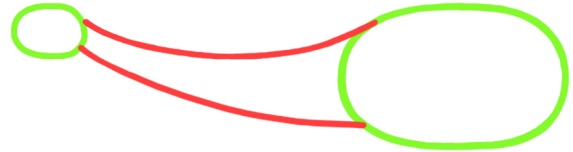
Draw Dippy the Dinosaur



Dippy had a small skull and brain! Use a drawing pencil to draw a big oval for his body, and a much smaller one for his head. Leave lots of space between them for his long neck, and behind his body for his long tail!



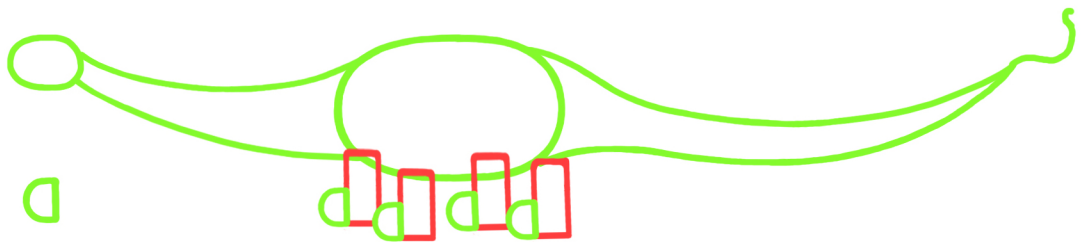
Draw a curved line from the top of his head to the top of his body. Then a 2nd line from the bottom of his head to the bottom of his body.



He had a whip like curl at the end of his tail it's thought he used for defending himself and making whiplike noises.

Now draw a long curved line from the top of his back, then another curved line from the bottom of his back, that meets the end of the 1st line.


Use this shape for his legs




This one for his feet.



Dippy weighed around 20000 kg and needed big strong legs to carry himself!



Rub out these lines inside the circle



then add a zig zag along his back

Draw around outline in pen, rub out pencil lines, colour in and add details.

Now could you draw him eating leaves from the top of a tall tree?

