

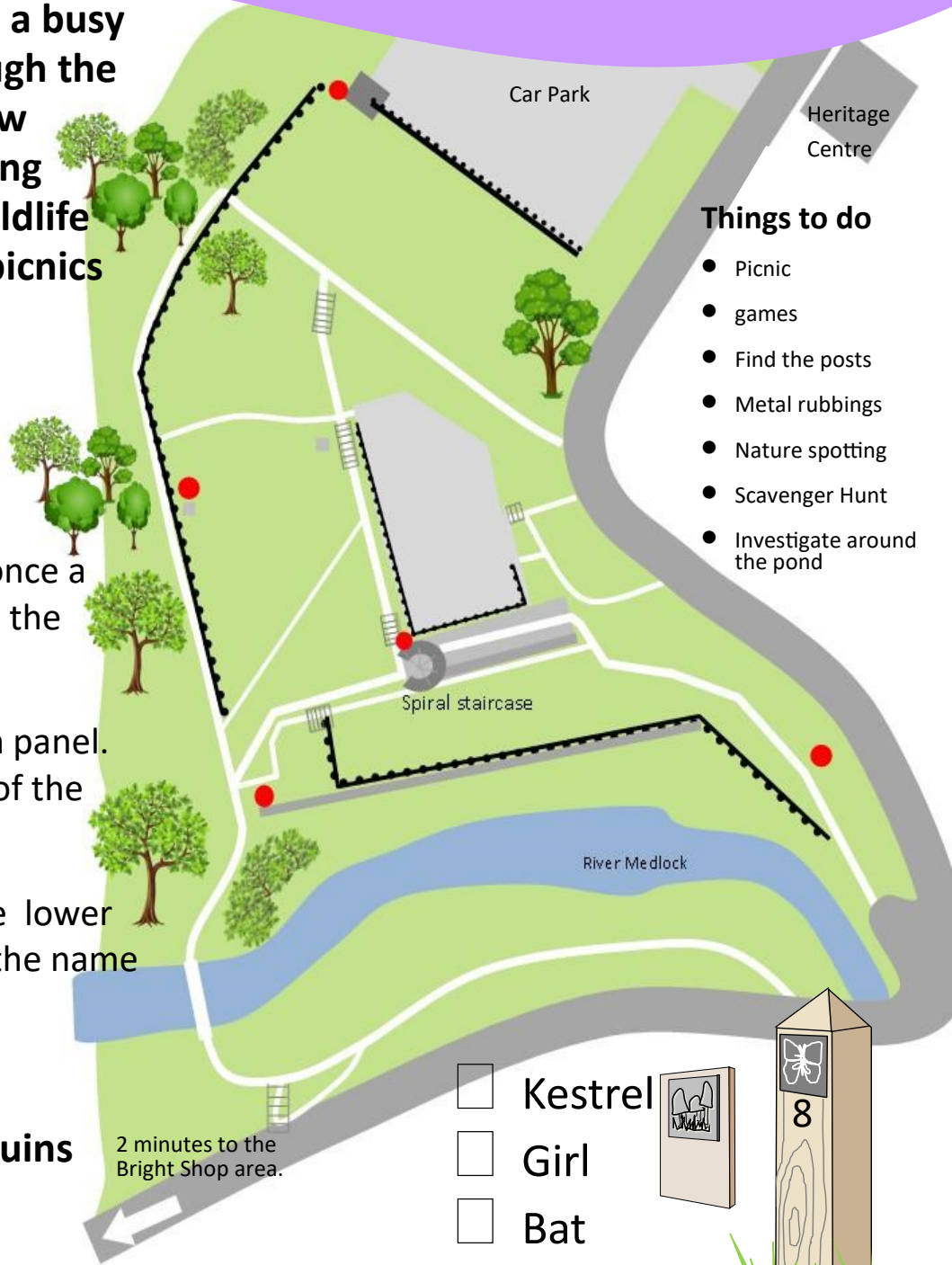
# Family Activity Trails **PARK BRIDGE** Ashton

**Park Bridge was once a busy Ironworks and although the Heritage Centre is now closed, the surrounding area is a haven for wildlife and great for family picnics and adventures.**

- Careful how you go. How many steps in the spiral staircase?
- The cobbled area was once a stables. But when were the benches made?
- Look for an information panel. What were the names of the two workhorses?
- Under a bench near the lower tall chimney is carved the name of a favourite horse. Can you find it?

**Dotted around the ruins are 5 markers with metal pictures.**

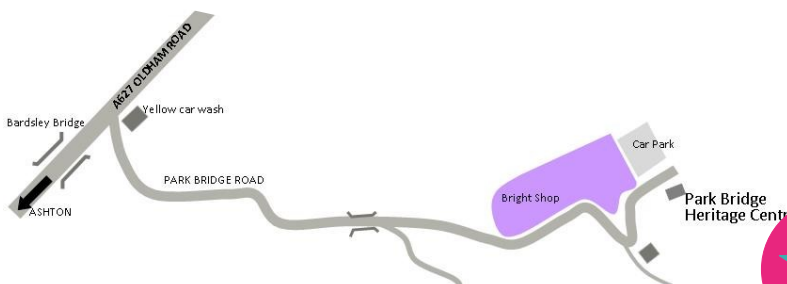
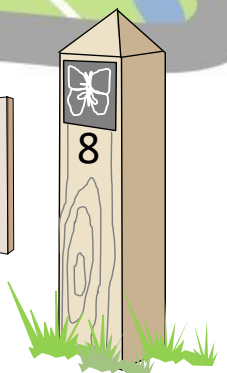
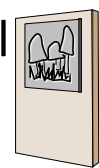
● they are marked on the map to help you find them.



## Things to do

- Picnic
- games
- Find the posts
- Metal rubbings
- Nature spotting
- Scavenger Hunt
- Investigate around the pond

- Kestrel
- Girl
- Bat
- Fox
- mushroom



You can find Park bridge about 1km off the A627 Oldham Road , Ashton-under-Lyne OL6 8AH

**culture**  
Tameside



# Park Bridge **SCAVENGER HUNT**

**This area is great for a scavenger hunt.  
How many things can you find?**

Why not set a time limit?

How many can you fit in a tiny box?

Just remember to take care and not collect living creatures, pick a petal not a whole flower and careful of anything sharp.



- |  |   |
|--|---|
| <input type="checkbox"/> Something fuzzy   | <input type="checkbox"/> Something with stripes |
| <input type="checkbox"/> Something brown   | <input type="checkbox"/> Something round        |
| <input type="checkbox"/> Something soft    | <input type="checkbox"/> Something red          |
| <input type="checkbox"/> Something hairy   | <input type="checkbox"/> Something yellow       |
| <input type="checkbox"/> Something manmade | <input type="checkbox"/> Something bright       |
| <input type="checkbox"/> A chewed leaf     | <input type="checkbox"/> Two kinds of leaves    |
| <input type="checkbox"/> A piece of bark   | <input type="checkbox"/> A round stone          |
| <input type="checkbox"/> Something tiny    | <input type="checkbox"/> A seed                 |
| <input type="checkbox"/> Something rough   | <input type="checkbox"/> Something prickly      |
| <input type="checkbox"/> Something blue    | <input type="checkbox"/> A bendy twig           |
| <input type="checkbox"/> A 'y' shaped twig | <input type="checkbox"/> Something beautiful    |



# Discover the BRIGHT SHOP Park Bridge

The Bright Shop area at Park Bridge is a lovely little spot great for younger families. Small and compact with gates either end. Buggy friendly, surfaced paths, benches, a willow tunnel, grassy areas and small viewing pond.

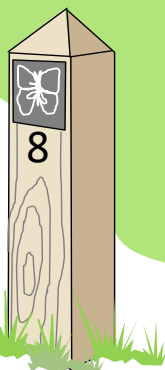


2 mins to The Ruins and Park Bridge Heritage Centre

A great place for spotting wildflowers

Have fun in the willow tunnel

Spot the nature posts



PARK BRIDGE ROAD

**culture**  
Tameside



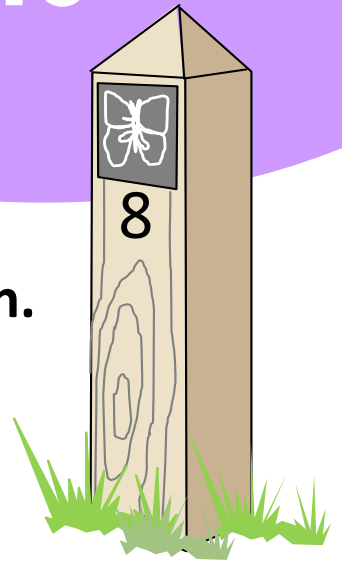
# Discover the NATURE POSTS

**Around the bright shop there are 7 posts each with a different picture and number on.**

Can you find all 7 of them. If you have a crayon and paper you can do a rubbing from the metal picture.

They are marked on the map but why not try and find them yourself?

Which picture fits the clues?... What number was on the post?



Post Number

- I turn into something that can fly
- I produce seeds
- I am small and furry
- I used to be a caterpillar
- I provide energy
- I have 6 legs
- I flutter round the light at night



# Bright Shop Minibeast Hunt



**Armed with a small pot or tray, a small paintbrush and a magnifying glass there's a whole world of minibeasts waiting to be discovered.**

- Bugs can be found everywhere but please make sure that the spot you choose is safe
- Dark damp spots under rocks and logs are good hunting grounds for things like worms, woodlice and spiders. You'll find critters like ladybirds, caterpillars and aphids on flowers, plants and leaves.
- A paintbrush to gently brush the bug into your tray will give you a chance to take a closer look with your magnifying glass.
- Don't leave your bugs in the tray too long and always put your bug back carefully where you found it and replace upturned rocks and logs.

• **Always wash hands afterwards!**



Millipede



Bee



Ladybird



Butterfly



Snail



Plant bug



Woodlouse



Earthworm



Slug



Centipede



Beetle



Fly




# Bright Shop INVESTIGATION



On the surface and around the little pond is great place for watching wildlife. How many can you spot?




Whirligig Beetle



Mayfly



Backswimmer




Blue Chaser



Pond Skater



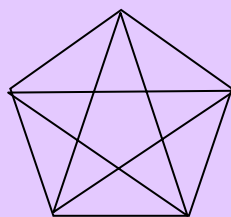

Large Red Damselfly



Common Blue Damselfly

For older children...  
How many triangles can you  
make with 9 sticks?

(The sticks don't have to be the same length)



Answer... at least 35!



Why not try a game of  
nature noughts and crosses!



# Bright Shop WILDFLOWER HUNT



In the spring and summer, grassy areas and fields can be in a riot of colourful wild flowers

If look at the plants around you, you might be surprised by how many different types you can see. **How many can you spot?**



Buttercup



Himalayan Balsam



Daisy



Wild carrot



Teasel



Dog Rose



Lady's bedstraw



Honeysuckle



Cowslip



Red campion



Cow Parsley



Lady's Smock

Remember to leave the flowers for others to enjoy

**culture**  
Tameside

